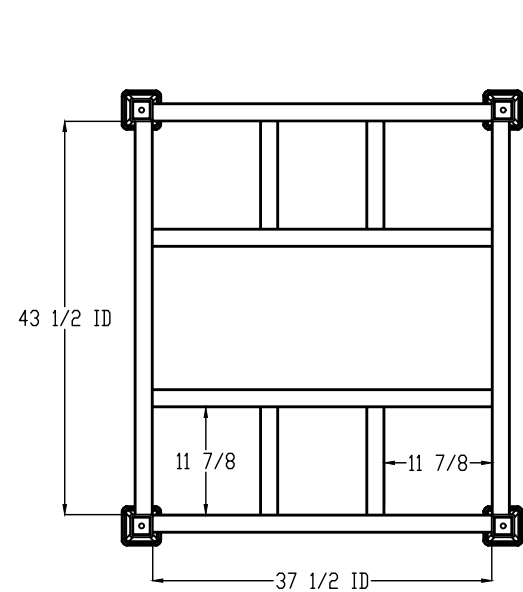


REVISIONS				
ZONE	REV.	DESCRIPTION	DATE	APPROVED

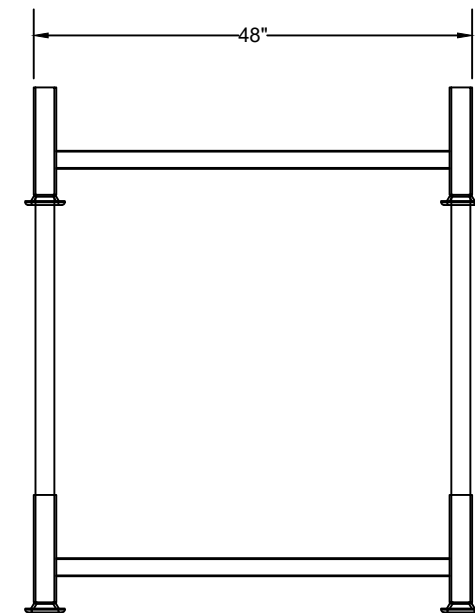
ECLIPSE
ENGINEERING
A CUSHING TERRELL COMPANY
365 NE Quimby Avenue
Bend, OR 97701
(541) 389-9659
www.eclipse-engineering.com



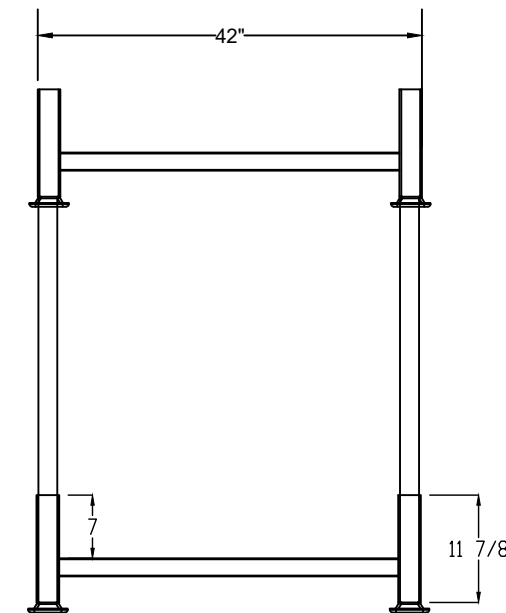
Eclipse Engineering,
PC - P2P #1002561
02 OCT 2024



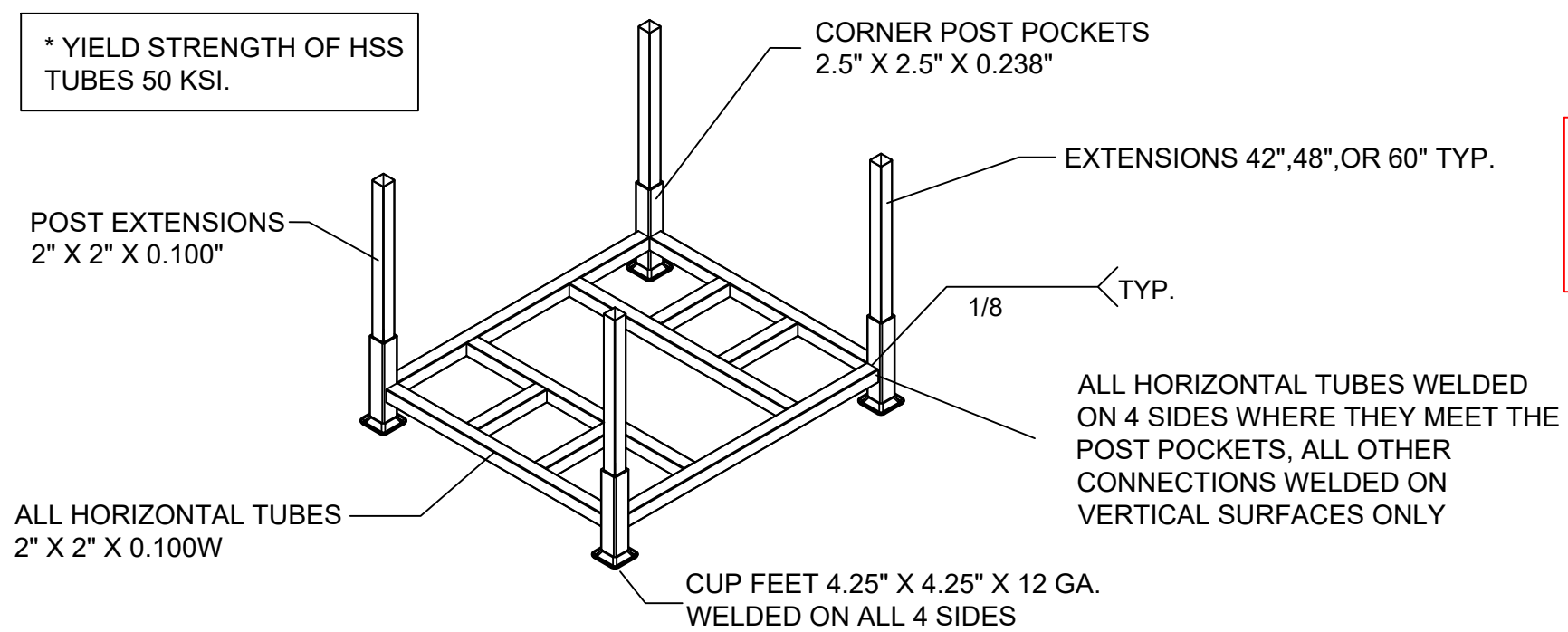
TOP VIEW



FRONT VIEW



SIDE VIEW



*** MAX CAPACITY 4,000 LBS UDL STACKED 4 HIGH MAX. CRADLES MUST BE PICKED ONE AT A TIME, NO PICKING OF MULTIPLE LOADED CRADLES**

NOTE: THESE STACKER RACKS ARE DESIGNED FOR VERTICAL GRAVITY LOADING ONLY. HORIZONTAL OR SEISMIC FORCES HAVE NOT BEEN INCLUDED IN THE DESIGN AS THIS IS A NON-SITE SPECIFIC DESIGN FOR SHORT TERM STORAGE. THE INTRODUCTION OF SEISMIC OR HORIZONTAL FORCES HAS A SIGNIFICANT IMPACT ON THE LOAD CARRYING CAPACITY OF THE 2x2 POST EXTENSION. CAUTION MUST BE USED REGARDING THE USE AND PLACEMENT OF THESE STACKER RACKS

PROPRIETARY AND CONFIDENTIAL
THE INFORMATION CONTAINED IN THIS DRAWING IS THE SOLE PROPERTY OF Unitran Manufacturers Ltd. ANY REPRODUCTION IN PART OR AS A WHOLE WITHOUT THE WRITTEN PERMISSION OF Unitran Manufacturers Ltd. IS PROHIBITED.

DIMENSIONS ARE IN INCHES TOLERANCES: FRACTIONAL ± 1/32" ANGULAR: MACH ± .5 BEND ± .5 TWO PLACE DECIMAL ± .010 THREE PLACE DECIMAL ± .005 UNLESS OTHERWISE STATED	DRAWN	BD.	09/23/24	Unitran Manufacturers Stacking Rack 42" x 48"
	CHECKED	VP	09/23/24	
	ENG APPR.			
	MFG APPR.	VP	09/23/24	
MATERIAL	COMMENTS:			PART NO. 890/SR4248 DWG. NO. U-1505-BD REV.
DO NOT SCALE DRAWING				SCALE: WEIGHT: SHEET 1 OF 1